

画笔与线条

—— 革命与漫画 ——

BETWEEN THE LINES

The Chinese Cartoon Revolution



ACTIVITY BOOKLET

PENGUIN'S AMAZING WORLD OF CARTOONS



MUSEUM ETIQUETTE



Tips for an amazing experience in our galleries

- Look with your **eyes**, not your **hands**
- Use only pencils to draw on the **activity booklet**
- Leave **food** and **drinks** outside

- Speak and walk **softly** in the galleries
- Take photographs **without using flash**
- Treat our interactive displays and equipment with **care**




INTRODUCTION

Penguin loves to **draw**.

He wants to be **a little cartoonist**.

Help Penguin be a good cartoonist **by picking up** some **useful tips!**



ACTIVITY ONE


Tip #1 BE HUMOROUS!



Humour is an effective tool that cartoonists use to **convey** a serious message.

LOOK for this cartoon in the special exhibition gallery.

Complete the cartoon **by drawing** the missing object on the left.



Reproduced with permission of the Memorial Museum of 1911 Revolution

The object that you have drawn is a _____.

THINK of three words that best describe this man (e.g. physical appearance or characteristics).

1) _____

2) _____

3) _____

WONDER

Why do you think the cartoonist compared the man to this object?

ACTIVITY TWO

Tip #2 USE WELL-KNOWN SAYINGS OR PROVERBS

Some cartoons depict well-known sayings or proverbs to make their point.

LOOK for this cartoon in the special exhibition gallery.



Reproduced with permission of the Memorial Museum of 1911 Revolution

This cartoon depicts the Chinese proverb:

PL__Y__G __US__C __O A__ O__

Hint: What is the missing figure in the cartoon doing?

WONDER

Complete the following animal proverbs and sayings. Do you know the meaning behind them?

1. Timid as a _____.
2. The early _____ catches the worm.
3. Curiosity killed the _____.
4. Don't count your _____ before they hatch.





ACTIVITY THREE

Tip #3 OBSERVE THE LINES AND SHAPES

A skilled cartoonist is able to turn simple **lines** and **shapes** into **meaningful drawings**.

LOOK for this cartoon in the special exhibition gallery.



Copyright undetermined – untraced author, image courtesy of National University of Singapore Libraries

Complete the cartoon by using the lines and shapes below.




ACTIVITY FOUR

Tip #4 USE SYMBOLISM

Some cartoons use **symbolism*** to convey a wealth of **information** in a single drawing.

*Symbolism is the use of symbols to represent ideas or qualities.
For example, the symbol of a red heart is used to represent the idea of “love”.

In this cartoon, the elephant symbolises the _____
and the rats symbolise the _____.



Source: Sin Chew Jit Poh © Singapore Press Holdings Limited. Reprinted with permission

This cartoon makes reference to the common folk belief that the powerful and strong elephant is oddly most afraid of small and weak rodents such as rats and mice.

THINK

Humans associate many traits with different animals which cartoonists may make use of in their works. Match the animals below to their corresponding traits.

Fox		Ferocious
Dog		Hardworking
Tortoise		Sly
Tiger		Loyal
Horse		Slow

THINK about other animals that you encounter in your daily life. What traits do you think they represent?

ACTIVITY FIVE

Tip #5 BE THOUGHT-PROVOKING!

A good cartoon encourages people to **think deeply** about an issue.

LOOK for this cartoon in the special exhibition gallery.



Copyright undetermined – untraced author, image courtesy of National University of Singapore Libraries

In this cartoon, the man on the left has lost his _____, while the man on the right has received a _____.

THINK!

How do you think the man on the left is feeling?

How would you **care** for him?

ACTIVITY SIX

Tip #6 BE CURIOUS

Want to become a **good cartoonist** like Penguin? You can start by **being curious** about the world around you.

Find a cartoon in the special exhibition gallery that makes you curious.
List three questions you have about **this cartoon**.

Question 1:

Question 2:

Question 3:



THINK about something in your daily life that makes you **curious**.
Draw a cartoon about it using one of the six tips that you have picked up in this exhibition.

To recap, the six tips are:

1. Be humorous
2. Use well-known sayings or proverbs
3. Observe the lines and shapes
4. Use symbolism
5. Be thought-provoking
6. Be curious



Explain your cartoon.

I drew this cartoon because _____

Well done! You have helped Penguin complete his quest to be a little cartoonist. We hope you have enjoyed this amazing cartoon adventure!







主办单位
ORGANISED BY



SUN YAT SEN
NANYANG MEMORIAL HALL
孙中山南洋纪念馆

管理单位
A HERITAGE INSTITUTION OF



National
Heritage
Board

所属单位
OWNED BY



新加坡中華總商會
Singapore Chinese Chamber of Commerce & Industry

支持单位
SUPPORTED BY

mccy
Ministry of Culture, Community and Youth