

SUN YAT SEN NANYANG MEMORIAL HALL

LET'S LEARN WITH UNCLE TING:
CELEBRATING KEY MILESTONES WITH CHINESE FOOD



Name:

Published by



A Heritage Institution of



National
Heritage
Board

Owned by



新加坡中華總商會
Singapore Chinese Chamber of Commerce & Industry


Supported by

mccy

Ministry of Culture, Community and Youth

Let's Go for a Hunt!

Uncle Ting went through the *Guo Da Li*, a Chinese betrothal ceremony, three months before he married his wife. Let's find him and some of the *Guo Da Li* items in the picture.



Uncle Ting

☐


2 pairs
of Chinese
wedding candles

☐


Red cloth

☐


Betrothal
gift money

☐


8 Oranges

☐


Traditional
wedding
cakes

☐


Traditional
wedding
basket

☐

Guo Da Li is a traditional Chinese wedding custom whereby the groom delivers elaborate wedding gifts to the bride's family, to show his sincerity towards marrying her. Traditional wedding cakes will also be distributed by bride's family to family and relatives after *Guo Da Li* to announce the couple's impending marriage.



Find the correct ingredients!

On the day of our marriage, my wife and I went through the Chinese tea ceremony together in our respective homes. We knelt and offered sweet tea to our parents and relatives. The sweetness symbolises happiness in our marriage, and the ingredients such as lotus seeds, are to bless our union with many children.



Spot the tea set with the ingredients required to make the sweet tea.



Spot this marriage certificate of the eldest daughter of local prominent Chinese business pioneer, Tay Koh Yat, at Sun Yat Sen Nanyang Memorial Hall!




Word Search Time!

Hint: Look for the underlined words.

My wife and I welcomed our son a year after our marriage! During our son's first month, we presented gifts such as red eggs to our relatives and friends.

The eggs were dyed red in colour for good luck and symbolised the renewal of life. The shape of the egg is also associated with harmony.



A	L	A	G	M	Y	P	Q	H
V	C	O	S	R	H	A	T	A
V	L	V	B	V	S	U	J	R
I	I	N	I	T	Y	Q	G	M
O	F	O	R	E	D	M	S	O
C	E	D	U	G	Z	S	S	N
D	F	V	B	G	E	P	R	Y
D	A	R	J	S	M	G	B	N
S	T	W	L	U	C	K	I	P

Let's Create!

My mother also celebrated her 60th birthday in the same month. We served her a bowl



of longévity noodles and peach-shaped longévity buns to wish her a happy and long life.

Let's make your very own gift box and present a gift to your parents!



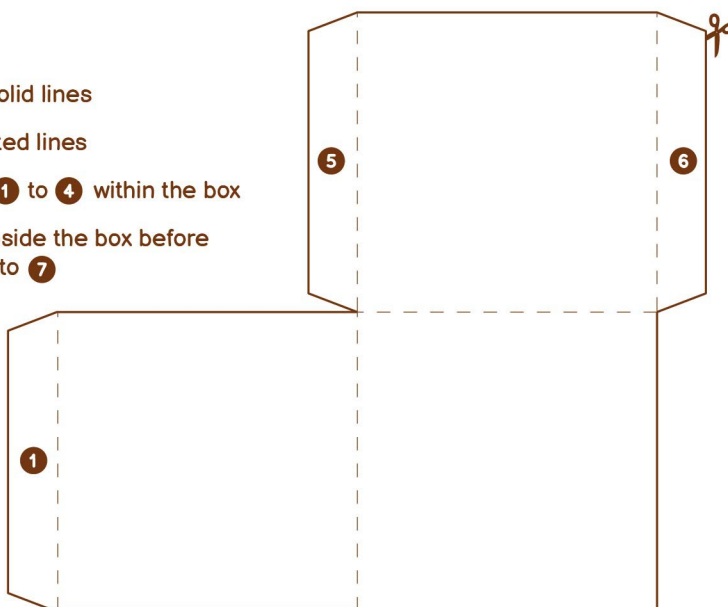
Template A ►

Step 1: Cut along the solid lines

Step 2: Fold on the dotted lines

Step 3: Glue the flaps ① to ④ within the box

Step 4: Place the gift inside the box before gluing flaps ⑤ to ⑦



Template B ▼

Step 1: Colour the template

Step 2: Cut along the dotted lines

Step 3: Glue on the box



The word on the gift box is *shou* (寿) which means longévity in Chinese.

